

Microsoft Email: Outlook Tips and Training

by **Melissa P. Esquibel**
Certified Microsoft Office
Master Instructor

BusinessManagement

DAILY

Microsoft Email:

Outlook Tips and Training

by **Melissa P. Esquibel**
Certified Microsoft Office Master Instructor

Editor
Kathy A. Shipp

Editorial Director
Patrick DiDomenico

Associate Publisher
Adam Goldstein

Publisher
Phillip A. Ash

© 2012 Business Management Daily, a division of Capitol Information Group, Inc. All rights reserved. Substantial duplication of this report is prohibited. However, we encourage you to excerpt from this report as long as you include a hyperlink back to www.businessmanagementdaily.com/MicrosoftEmailOutlook. The hyperlink must be included on every usage of the report title. Alternatively, you may simply link to the aforementioned page on our site. Any reproduction in print form requires advance permission by contacting the publisher at (800) 543-2055 or customer@BusinessManagementDaily.com. Any violation is subject to legal action.

This content is designed to provide accurate and authoritative information regarding the subject matter covered. It is provided with the understanding that the publisher is not engaged in rendering legal service. If you require legal advice, please seek the services of an attorney.

Introduction

We all use Outlook. It's easy. You can answer email, keep your appointments and your calendar, and save your files in various folders. But are you using it to manage your entire workflow? **You can.**

Few of us have unleashed the full potential of this powerful tool. That's why we developed a webinar to help you squeeze maximum benefit out of Outlook. It's no surprise that our Microsoft Outlook webinar became one of our most popular events ever.

That's why we've compiled an executive summary of this webinar, presented by a Certified Microsoft Office Master Instructor. Presenter Melissa P. Esquibel combines her 25+ years of experience in information technology with a background in training, technical writing and business risk analysis. Her goal is to move beyond email and help you understand Outlook's amazing workflow benefits.

You'll discover how to get more out of Outlook than you ever dreamed possible. This is your hands-on road map to Outlook that can send your productivity skyrocketing.

You'll learn shortcuts on:

- Powerful drag and drop techniques to end typing
- Tricks on how to send notes to a contact or an email to your calendar
- Creating Notes to minimize interruptions
- Using Outlook to sort your mail
- Organizing your files with flags, colors, categories, emails and alerts

Microsoft Email: Outlook Tips and Training may not change your outlook on life. But it will definitely change your life on Outlook.

Table of Contents

Road Map to Outlook	3
Finding and Using Keyboard Shortcuts	4
The Amazing Notes Feature	5
Email as Your Personal Assistant	8

by Melissa P. Esquibel

Road Map to Outlook

We're going to start with a few shortcuts and tips for moving around in Outlook quickly and smoothly. I'm a big fan of the keyboard shortcut. Sure, I use the mouse, too. However, if I can find a keyboard shortcut that lets me keep my hands on the keyboard—instead of taking my eyes off the screen, moving my hand to the mouse, refocusing on the screen, navigating, clicking, repositioning my hand on the keyboard and refocusing on the screen—I'm going to try to incorporate it into the way I work. Most of us don't even realize how much time we waste using the mouse when we could just stay on the keyboard.

Then we're going to learn an effective way to deal with interruptions, right in Outlook. If you work with Outlook open most of the day, this is a foolproof way to capture the important information that sometimes occurs during an interruption. And, in such a way that it doesn't significantly interrupt the work you already have in progress.

After that, we'll explore how to tame the mess that is our inbox by using automatic color coding and folder filing in a "set-it and forget-it way" that basically lets Outlook sort our mail for us!

Work ... work ... work

Work ... work ... work. What is it? How do we get it and from whom? When we get it, how do we manage it to make sure everything gets done? Work is the things that we do, the planning process to get it done and the information we receive in order to do the doing. How do we normally receive work?

- We get assignments when we attend meetings.
- We have appointments on our calendar.
- We get stuff in the mail like invitations and notices about events or bills coming due.
- We get people dropping by our offices to let us know about something important, or not important.
- The phone rings and we find out that we've just been asked to fill in for someone who's out sick or that our spouse or roommate needs us to pick something up on the way home.
- Of course, all day long, there is email. Email we care about, email we don't care about. Important messages, not-so-important messages, and what I like to call career opportunity emails. Those are the ones that if we don't act in the moment we get them, we may miss an opportunity for a new career.
- The other kind of work we get is what we create with our own brilliant brains! Most of us can relate to having a great idea and then seeing it on TV a year later, just knowing that the person who took action on it is making millions. If we don't capture these "light bulb" moments when they occur, we will likely forget about them until someone else reaps the benefit.

Where do we manage all this work? Well, there you have it, EVERYWHERE—on paper, in voice mail, email, computer files and in Outlook, too. It's like a juggling act, isn't it?

Finding and Using Keyboard Shortcuts

Let's start with some of those keyboard shortcuts I mentioned. Many of us Microsoft® Office users wish they would put these shortcuts in one handy-to-reference place in each application. Well, in Outlook they did! Check this out. Look in the Go drop-down menu.

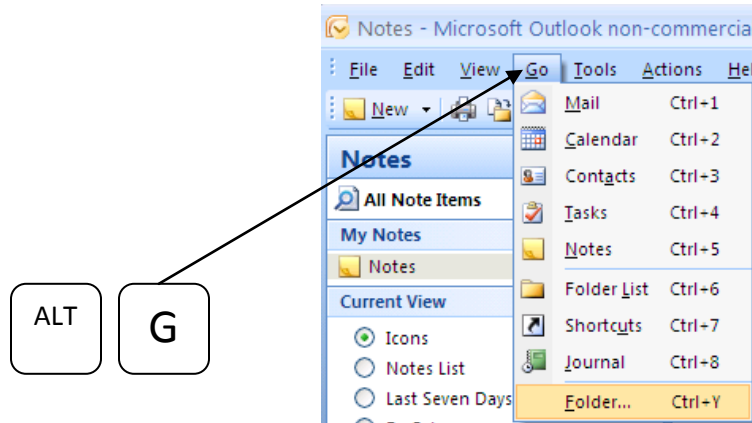


Figure 1

Here is where you can click to navigate to each of Outlook's components. However, look on the right of each one—there's the keyboard shortcut to quickly navigate to it. (See Figure 1.) So, from here in Outlook, I can simply press Ctrl 3 to get to my contacts, Ctrl 2 to get to my calendar and Ctrl 1 to get to my mail, without EVER taking my hands off the keyboard. Look, ma, no mouse!

The other place to look is in the File drop-down menu, which, by the way, you can get to with Alt-F. Just look at the underlined letters in each drop-down for how to use your Alt key instead of your mouse to access drop-down menus. So, Alt-F and the underlined W key get me to this list.

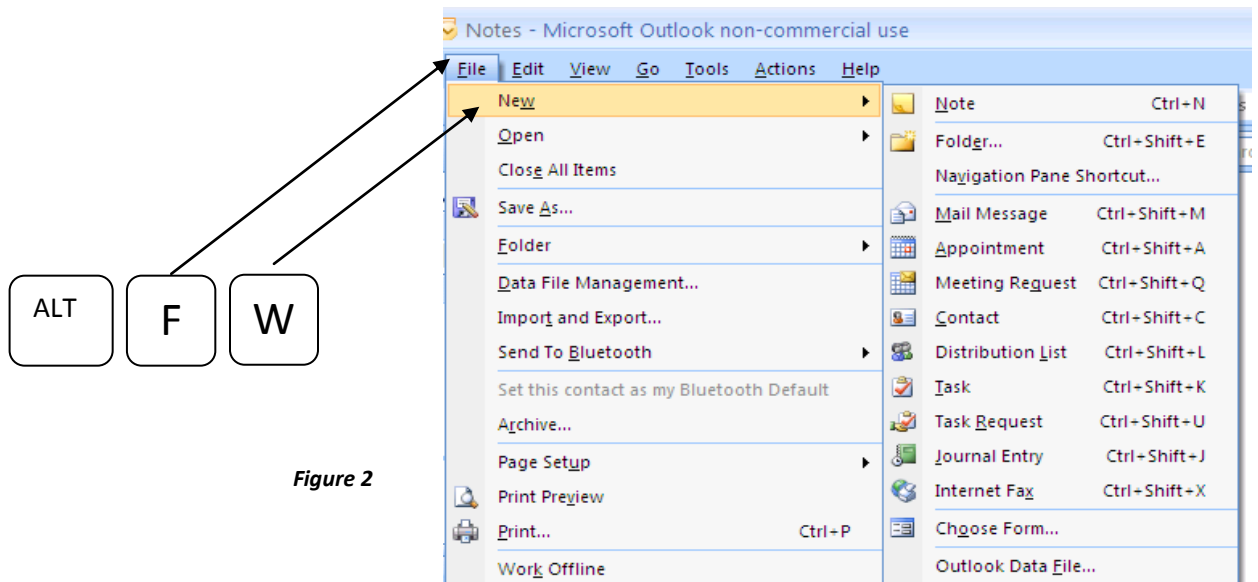


Figure 2

Look at the shortcut combos on the right. (See Figure 2.) Ctrl-Shift-M gets me into a new email message, no matter where I am in Outlook! Ctrl-Shift-A gets me into a new appointment in my calendar.

Another great shortcut is the F9 key. Many of us click with our mouse up to that Send/Receive button during the day to check new mail coming in or to make sure an email we've just composed gets out right away. Instead of doing that, just hit the F9 key! You'll see the exchange happening right before your eyes!

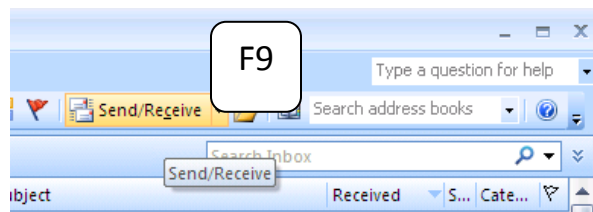


Figure 3

The Amazing Notes Feature

Ever have one of those great light bulb thoughts? An idea for a new project or product? My girlfriend in Houston is a songwriter. Every time a great lyric line pops in her head, she grabs a sticky note to write it down. When the muse visits her in the car, by the time she gets home, her steering wheel and dash are dotted with sticky notes she's written at stoplights and stop signs. Most of us don't have memories that will sustain a day full of information and activity and still remember that great idea we had first thing this morning when we got into the office. Rather than grab a sticky note, use Outlook Notes. When it's not hard to record our random thoughts and great ideas, we're more likely to do it!

A less happy time in our day might be interruptions. The Bureau of Labor Statistics reports that interruptions cost U.S. companies almost \$6 billion a year. \$6 BILLION! Not all interruptions are created equal. The chatty co-worker who drops by to see if we're free for an after-hours get-together can be politely dismissed with a smile and a "I'll let you know in a bit, OK?" but the boss dropping by or the client calling us may not be so easily dismissed. Closing down our current task and focusing our attention on the new task costs valuable time, and it's not always warranted. For example, I'll get a call from a client who's asking if I can do a Microsoft® Excel Webinar sometime this fall. My answer is "I'm sure I can. What's the best number to call you at after 3 p.m. today to discuss it?" Here's what's going on in Outlook during that phone call:

"Hi, Melissa! It's Jane from XYZ Corporation. I'm calling to see if you'd be available to do a webinar this fall on Microsoft® Excel."

"Well, I'm sure I can. I'm sure I have openings in my schedule for that, what's the best number to reach you at after 3:00 today to discuss it?"

"OK, 773-555-1212."

"All right, great, thank you so much for calling and I will talk to you about it this afternoon."

And everything is then captured in the note. I haven't lost anything. I didn't have to necessarily stop everything I was doing. I don't have to go from a written piece of paper into an email, enter my calendar item. I just have it recorded.

So, let's see what I did here. As soon as I picked up the phone, I hit Ctrl-Shift-N. I could have also clicked down here and then here (*see Figure 4 below*) to create a new note. What I love about Notes is that they're free-form. I don't have to worry about being in the right field or typing the right sort of input. As Jane is talking, I'm typing. I haven't eliminated the interruption, but I didn't let it undo my day, either.

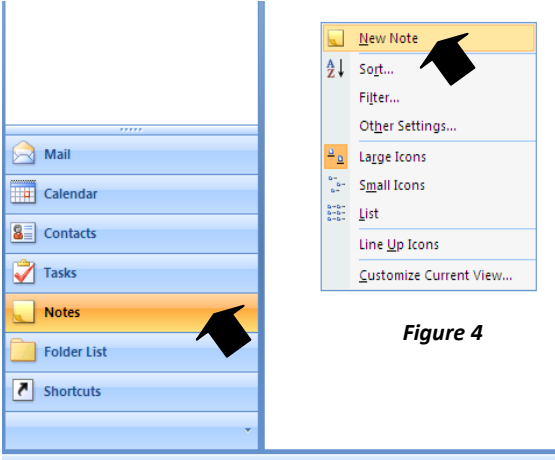


Figure 4

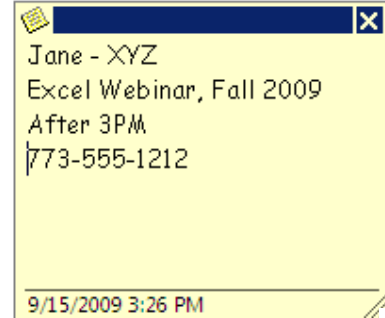


Figure 5

Several times during the day, when I get some space between one task and another, I might go into my notes and decide to schedule this call with Jane on my calendar, or flag it somehow to indicate its priority. In this case, right before I go to lunch, I'm going to categorize it as New Business. (We'll visit Categories shortly.) Later on, I might decide to go ahead and create a bona fide appointment on my calendar, like this ... Drag ... Drop. (*See Figures 6 and 7.*) All I need to do is complete or copy and paste the new information required for the appointment, and close and save it. Now if I wish, I can remove it from my Notes page because it will pop up on my screen as a reminder with all the information I typed in to start with.

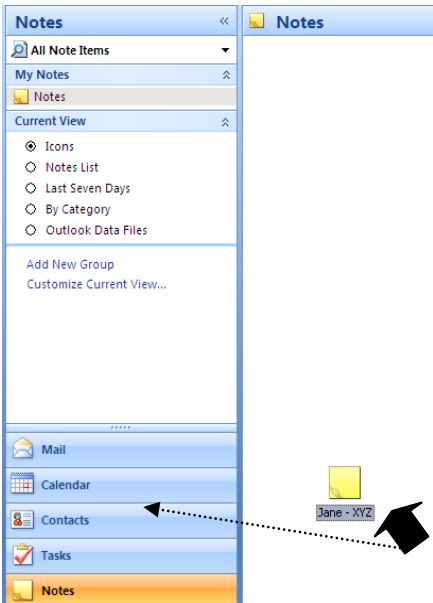


Figure 6

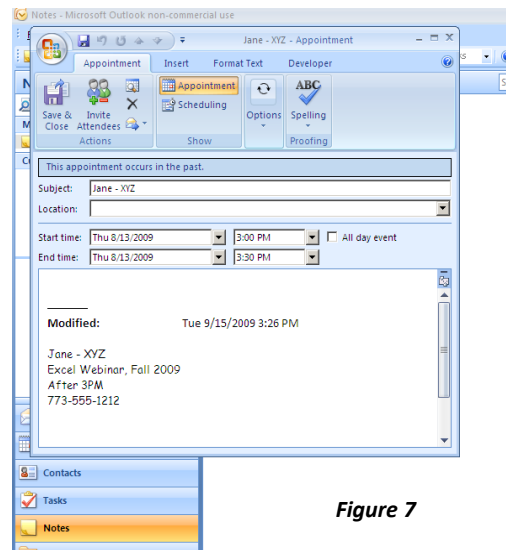


Figure 7

Drag and Drop

- Note to a Contact
- Note to an Email
- Email to a Contact
- Contact to a Task
- Email to a Calendar
- Contact to an Email

Typing the same thing over and over.

STOP

www.NIBM.net 10

Figure 8

Think about it, you can drag and drop:

- Note to a Contact
- Contact to an Email
- Email to a Calendar Appointment
- Appointment to a Note

By using the great shortcut, you can stop typing the same information over and over again. This is Outlook's way of supporting "Repurpose, reuse, recycle."

Remember you can find shortcuts on the Go drop-down menu and on the File-New menu selection. Don't forget about F9 for Send/Receive your email.

Using the Notes space

So, just how do I use the Notes space?

My work flow goes like this: As the phone rings, as people stop by, if I have an occasion to write a note or have one of those brilliant light bulb moments, I will actually create the note, and at the end of every day I clear my notes. I leave anything that I haven't decided what it is yet and everything else either gets "Dragged and Dropped" into a calendar item, an email or a contact, and then I delete it in Notes. I will also use that space on the Notes screen almost as a desktop.

You know how you have your important pile and your not-so-important pile? I arrange my Notes screening exactly like that. And I do use color coding extensively so I can see where my focus is.

Email as Your Personal Assistant

The most common use for Outlook, of course, is email. Yet few of us know that Outlook can go beyond just being a giant inbox to collect email. It can actually act as a personal assistant to us by sorting and labeling email before we even see it!

Some of us have already created folders for different categories of email, such as email from particular people, companies or about certain topics. As you can see from my inbox (see Figure 11 below), I have several folders and even subfolders. While it's easy to drag and drop emails to folders manually, you can have Outlook do it automatically (see page 11).

Another great prep-step Outlook can do is color-code email so that we can easily pick out which emails require our immediate attention, can be forwarded for action by someone else, or which can wait till later to even open. Before we look at the “automagical” steps that Outlook can do, let's explore the basics of folders and color coding.

For those of you who haven't experimented with folders and subfolders, let me quickly show you how to create a new folder. From the location under which you want to create the folder, type Ctrl-Shift-E. This will bring up the Create New Folder dialog box. You can also access this dialog box from either the File drop-down menu or by right-clicking on a folder and selecting New Folder.

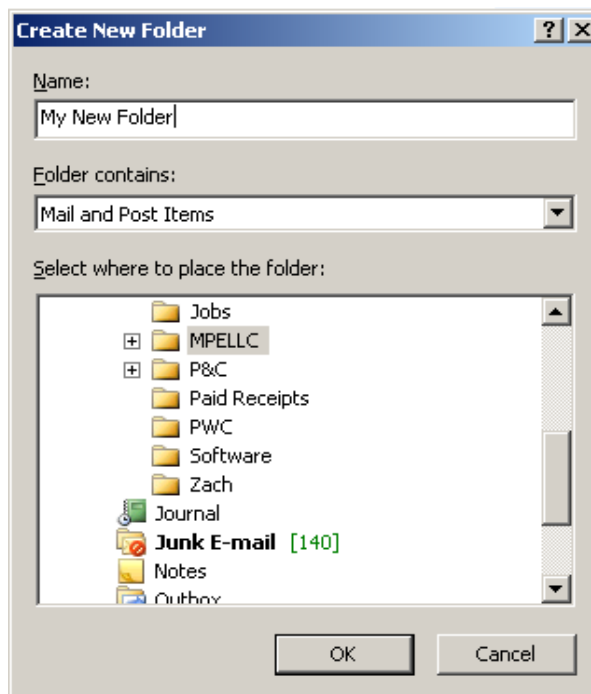


Figure 9

Figure 10

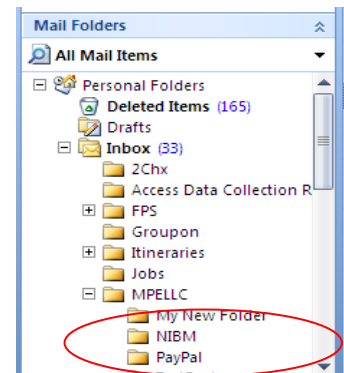


Figure 11

Let's look at another way to organize our mail: color. Outlook gives us the ability to color-code just about everything, from email to notes and calendar appointments.

By right-clicking on any item, you'll see the Categorize option, which then allows you to choose an existing category or create a new one by selecting All Categories. Here we can click on the New button, give our category a name and then select a color for it. (See Figure 12.)

You can have up to 25 different categories using this option. You can also rename or delete categories from this dialog box. We got here by right-clicking on an item and then selecting Categorize.

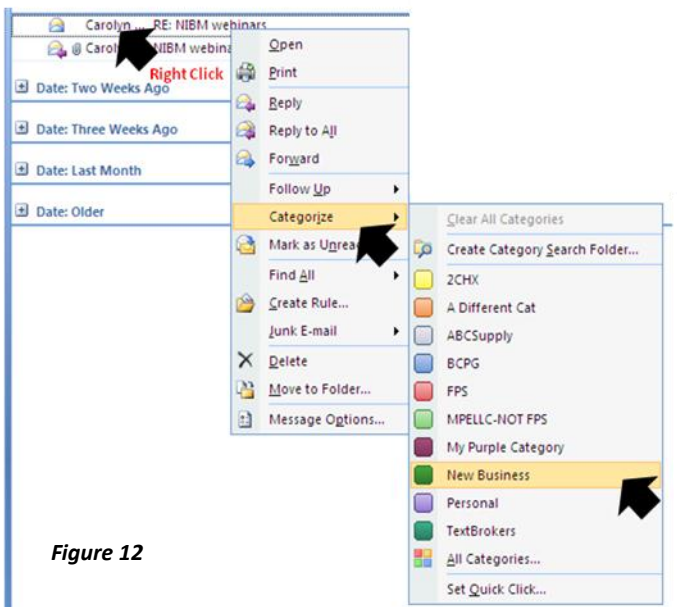


Figure 12

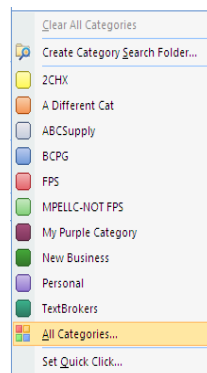


Figure 13

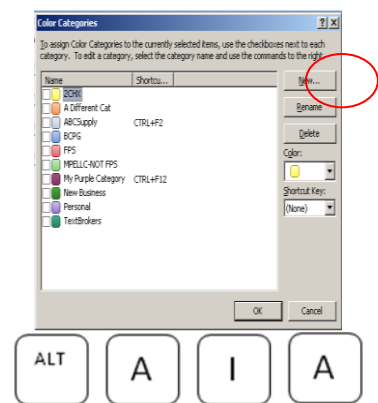


Figure 14

You will also find this option on your Action drop-down menu, which you can access with the keyboard sequence: Alt-A, I and A. (See Figure 14.) Notice on the far right of this email, in the Categories column, you see the category color and name.



Figure 15

But I don't have to decide from just this limited set of information in which category it belongs. I actually have the option after I open the item, on the Message tab, in the Options group. (See Figure 16, page 10.) You can use categories anywhere in Outlook.

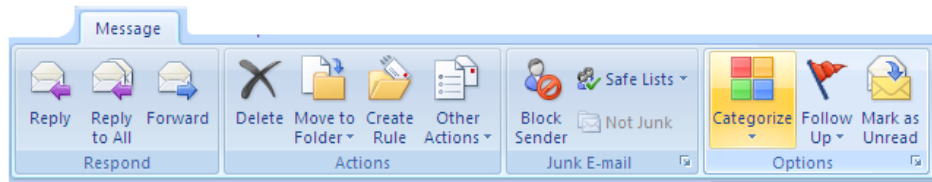


Figure 16

Another way to mark emails for action is by using Flags. See these little grey or ghost flags over here on the right of this email? (See Figure 17, below.) If I click it, the flag turns red. This is a good indicator of something I need to follow up on or something that requires additional prioritization.

Notice that if I right-click on this flag, I can even set it for follow-up at different times. You can then create a reminder to pop up when the item's follow-up time is coming up. When you click a flagged item, you'll see a check mark. This is how you indicate that the follow-up activity is complete. You can remove a flag by right-clicking and selecting Clear Flag.

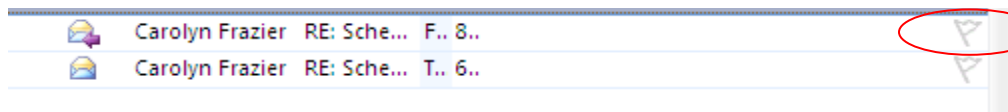


Figure 17

Figure 18



Right Click



Figure 19

Another way to use colors is to actually highlight the text of an item in the view in color. Using the Tools menu option, Organize, then the Using Colors selection, I can choose a color for someone's email to appear in as soon as it comes in! (See Figure 21, page 11.)

This is a great way to quickly spot emails coming in that you may need to take action on immediately! You remember, the ones I call career opportunity emails?

When you no longer need a particular kind of color coding, you can click here, on Automatic Formatting, to delete it. It's also from here that you can choose to change any other type of color coding that's set. If you want all your unread email to show up in a different font, you can!

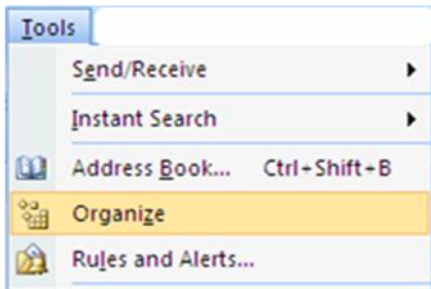


Figure 20

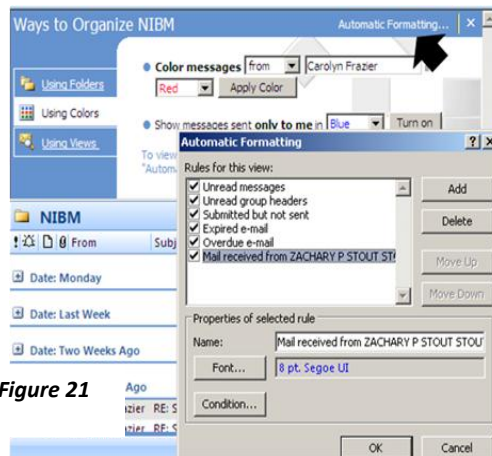


Figure 21

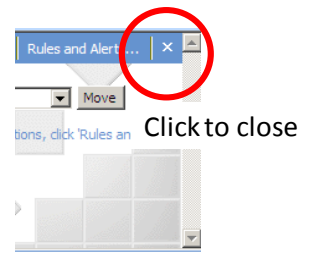


Figure 22

Here's my recommendation on this feature: Choose colors judiciously. If you're only going to use a few, choose very different colors, like red and blue. If you will be using colors that are similar, like teal and green, you may also want to choose a different font. I think you could make a really good case for less is more when it comes to Tools-Organize. You can make the Organize selections go away, by clicking the X. (See Figure 22.)

Like Tools-Organize, which automatically changes the text color of an item in a view, Rules and Alerts can automatically categorize, folder, forward and even delete an email when it first comes in!

Let's explore Rules and Alerts. Let's say we'd like to have all email from a particular company go into a certain folder. We want it to remain showing as unread, but we don't want it to stay in the main inbox.

Let's take these emails from the National Institute of Business Management. Anytime an email comes in from someone from NIBM, I would like it to go to a folder called NIBM here under MPELLC. So, first I create a folder under MPELLC, called NIBM.

Now that I have the folder set up, I can click on Tools-Rules & Alerts or type Alt T, L and choose New Rule. I like to start from a Blank Rule. In this case it would be "Check messages when they arrive." Then I'll click the next button. For this purpose, I might check this box: "with specific words in the recipient's address." To specify what those would be, I'd click here where it shows "specific words." After typing them in and clicking Add, I can choose OK and then Next. (See Figure 23, page 12.)

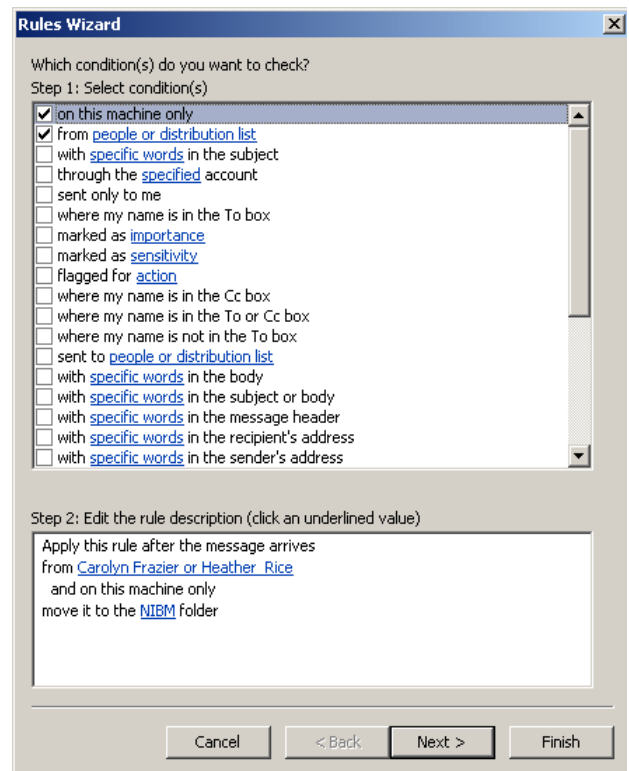
The first option here would work best: "move it to the specified folder." To tell it which folder, I'd click here on the word "specified." Notice that I have to expand the Inbox folder by clicking on the plus and then the MPELLC folder, as well, to find NIBM. I could have also created the folder right here, using the new button. I can even specify exceptions to the rule if I like. I'm just going to click Finish.

On this screen I can decide to run the Rules now or just save it to run the next time mail comes in. I'm going to choose to run it now and just click Finish.

To recap:

- Tools > Rules and Alerts ...
- New Rule
- Start from a blank rule
- Check messages when they arrive
- Choose Condition
- Choose Action
- Specify Exceptions
- Run and Finish

Figure 23



Take a few moments and jot down some ideas for ways to use these organizing tools, like the color coding you can do in Organize, Rules and Alerts, Flags and Color Coded categories. Got a few ideas? Good!

A gentle reminder here: One of my favorite speakers, Dr. Tom Miller, talks about the old brain and the new brain as the horse and rider. The horse, or the old brain, knows how to walk, talk, eat with a fork, drive a car—all those things you don't even think about anymore. The rider just got done jotting down all those new ideas! The rider is saying, "Have my mail sorted and notated automatically! You bet! Why wouldn't I do that?"

Later, when you're sitting at your Outlook Inbox thinking, "Yeah, I'm going to do that Rules thing, you bet, absolutely, NEXT TIME, did you hear the horse jump in at the end with "next time?" Generally speaking, "next time" is never. So take action on those things you just jotted down as soon as possible. Just pat the horse on the head, give him some hay and do what needs to be done to make your email life easier, starting today.

So, clearly, Outlook is for more than managing email and appointments. Use it to organize your entire workflow. And learn shortcuts! You will improve both your speed and accuracy in Outlook by learning to use the shortcuts rather than using the mouse all the time.

Did you find this report useful? Download more [Free Reports](http://www.businessmanagementdaily.com/free-reports), at <http://www.businessmanagementdaily.com/free-reports>.

10 Secrets to an Effective Performance Review: Examples and tips on employee performance evaluation, writing employee reviews, a sample performance review and employee evaluation forms.

Learn how to conduct positive, valuable assessments that lead to maximizing staff performance and helping your employees achieve their professional goals and your organization's objectives. Use Business Management Daily's practical advice for writing employee reviews and conducting performance evaluations. Don't forget to reference our sample performance review and employee evaluation forms for your own staff assessments.

<http://www.businessmanagementdaily.com/EffectivePerformanceReview>

Workplace Conflict Resolution: 10 ways to manage employee conflict and improve office communication, the workplace environment and team productivity

Learn how to manage employee conflict and improve office communication and team productivity. Disputes between employees are inevitable...left unresolved, they can disrupt your department's productivity, sap morale and even cause some good employees to quit. Learn 6 steps for managing "difficult" employees, what to do when employees resent another's promotion, learn when and how to step in to referee disputes, and much more.

www.businessmanagementdaily.com/WorkplaceConflictResolution

Maternity Leave Laws: 7 guidelines on pregnancy discrimination law, state maternity regulations, pregnancy disability leave, plus a sample maternity leave policy

It's important to know what you must do—and what you can't do (or say)—under federal anti-discrimination and maternity leave laws. And it's vital to double-check state maternity leave statutes, which may provide more liberal leave benefits. While no federal law requires you to provide paid maternity leave, most employers must comply with the pregnancy discrimination law and FMLA maternity leave regulations. Here are 7 guidelines on how best to comply with maternity leave laws, plus a sample leave policy you can adapt for your own organization.

www.businessmanagementdaily.com/MaternityLeaveLaws

The Office Organizer: 10 tips on file organizing, clutter control, document management, business shredding policy, record retention guidelines and how to organize office emails

Learn how to keep your office operations running smoothly—and ward off chaos and legal trouble—with practical document management techniques for administrative professionals, office managers and HR professionals.

www.businessmanagementdaily.com/OfficeOrganizer

Best-Practices Leadership: Team management tips and fun team-building activities to boost team performance, collaboration and morale

Learn new team management tips and team-building activities to boost team performance, collaboration and morale. Take our leadership assessment exercise to gauge your own performance as a team manager. See how businesses of all sizes are getting creative with team-building icebreakers and activities. Fight off team complacency with 5 strategies for making team-building exercises part of your daily routine.

www.businessmanagementdaily.com/LeadershipTeamManagement

Employment Background Check Guidelines: Complying with the Fair Credit Reporting Act, conducting credit background checks and running a criminal check to avoid negligent-hiring lawsuits

Employment Background Check Guidelines shows employers and HR professionals how to properly conduct reference/background checks, select third-party background firms and why screening candidates online on social networking sites is legally risky business. Don't allow your organization to risk being held liable for "negligent hiring" or "failure to warn" should an employee turn violent on the job.

www.businessmanagementdaily.com/BackgroundCheckGuidelines

Salary Negotiating 101: 7 secrets to boosting career earnings, negotiating a raise and striking the best deal in a job offer negotiation

Think you deserve a raise, but are afraid to walk into your boss's office and ask? Don't let ineffective negotiation skills hold you back. Employees at all levels can boost their career earnings by following the rules on negotiating a raise, hashing out the best pay package in a job offer negotiation and knowing their market value.

www.businessmanagementdaily.com/SalaryNegotiating101

FMLA Intermittent Leave: 5 guidelines to managing intermittent leave and curbing leave abuse under the new FMLA regulations

One of the biggest employer complaints about the Family and Medical Leave Act (FMLA) is the productivity problems caused by employees' use—and abuse—of FMLA intermittent leave. The problem: Employees with chronic health problems often take FMLA leave in short increments of an hour or less. The Department of Labor took steps to help minimize workplace disruptions due to unscheduled FMLA absences by saying that, in most cases, employees who take FMLA intermittent leave must follow their employers' call-in procedures for reporting an absence. Amend your organization's policies, update your employee handbook and revisit how you track FMLA intermittent leave with these 5 guidelines.

www.businessmanagementdaily.com/FMLAIntermittentLeave

Overtime Labor Law: 6 compliance tips to avoid overtime lawsuits, wage-and-hour Labor audits and FLSA exemption mistakes

Employers, beware: The Department of Labor's Wage and Hour Division reports that wage-and-hour labor litigation continues to increase exponentially. Federal class actions brought under the Fair Labor Standards Act (FLSA) outnumber all other types of private class actions in employment-related cases. Use this special report, Overtime Labor Law: 6 compliance tips to avoid overtime lawsuits, wage-and-hour Labor audits and FLSA exemption mistakes, to review your overtime pay policy and double-check your FLSA exempt employees' status. Expecting a visit from a DOL auditor? Get prepared by taking the self-audit at the end of this report.

www.businessmanagementdaily.com/OvertimeLaborLaw

Office Communication Toolkit: 10 tips for managers on active listening skills, motivating employees, workplace productivity, employee retention strategies and change management techniques

A manager's job is 100 times easier and more rewarding when his or her employees are performing like a well-oiled machine. But when that machine runs slowly or breaks down entirely, a manager's job becomes exponentially harder. The best managers are the best listeners ... listen to our 10 tips and maximize office communication skills and bolster workplace productivity.

www.businessmanagementdaily.com/OfficeCommunicationToolkit

Workplace Violence Prevention Toolkit: HR advice, guidelines and policies to keep your workplace safe

Unfortunately, in the wake of a spate of workplace shootings, HR professionals and managers nationwide must consider the horrific possibility of violence erupting at their own facilities and events. To help employers prevent tragedy, this toolkit offers business advice, guidelines and policies aimed at keeping workplaces safe from employee violence. Learn prevention strategies, tips on identifying potentially violent workers, managerial advice on maintaining a safe workplace. It includes two sample anti-violence policies, adaptable for use in any company, plus checklists to use in case violence erupts.

www.businessmanagementdaily.com/WorkplaceViolencePrevention

14 Tips on Business Etiquette: Setting a professional tone with co-workers, clients and customers

For organizations and employees alike, recognizing the critical link between business protocol and profit is key to your success. Learn how to confidently interact with colleagues in ways that make you and your whole organization shine. Discover best practices on making proper introductions; cubicle etiquette; “casual dress” rules; handshake protocol; guest etiquette; workplace behavior faux pas; business dining etiquette, office wedding invites and other co-worker special occasions; business letter and email protocol—and even how your office decorations may affect your professional image.

www.businessmanagementdaily.com/BusinessEtiquette101

12 Ways to Optimize Your Employee Benefits Program: Low-cost employee incentives, recognition programs and employee rewards

If you've had to cut pay and staff and now expect more from those who remain, it's vital to revamp your employee recognition and rewards program. Employers can double their rewards and recognition efforts in innovative, cost-efficient ways with employee-of-the-month awards, employee incentive pay, employee appreciation luncheons, more time off, shopping sprees, wellness incentive contests, plus employee rewards customized to motivate Millennials, Gen Xers, Baby Boomers and the Matures. Now is the time to get clever with your employee recognition programs. This report shows you how with great ideas offered up from our [Business Management Daily](#) readers.

www.businessmanagementdaily.com/EmployeeBenefitsProgram

The Case in Point Yearbook: Real-Life Employment Law Advice ... from Mindy Chapman's Case in Point blog

Mindy Chapman, Esq., has been providing sound employment law advice in her Case in Point blog since 2007. In her trademark entertaining style, she dissects an important employment law court ruling and provides essential employment law advice via three "Lessons Learned." Topics include: ADA guidelines, age discrimination cases, sexual harassment laws, EEOC cases, FMLA requirements and more.

www.businessmanagementdaily.com/CIPYearbook

The Bully Boss Strikes Again! How to deal with bosses who make crazy requests

And you thought your boss was unreasonable? Bet he never asked you to perform oral surgery or fill in for the bomb squad. Talk about “other duties as assigned!” Even if your direct supervisor swamps you with petty tasks and doesn't appreciate all you do, you can always “manage up” to make sure the boss's boss knows your worth. This report includes practical advice on how to manage a toxic boss along with dozens of outrageous stories about bully bosses.

<http://www.businessmanagementdaily.com/BullyBoss>

Microsoft Email: Outlook Tips & Training: How to improve productivity by effectively employing under-used features already at your fingertips

We all use Outlook. It's easy. You can answer email, keep your appointments and your calendar, and save your files in various folders. But are you using it to manage your entire workflow? You can. Melissa P. Esquibel combines her 25+ years of experience in information technology with a background in training, technical writing and business risk analysis to move beyond email and help you understand Outlook's amazing workflow benefits. You'll discover how to get more out of Outlook than you ever dreamed possible with this hands-on road map to Outlook that can send your productivity skyrocketing.

<http://www.businessmanagementdaily.com/MicrosoftEmailOutlook>

17 Team Building Ideas: The team building kit for managers with team building exercises, activities and games to build winning teams today!

With employees still reeling from workplace budget cuts, now's a great time for new team building ideas. No, you don't need an expensive round of paintball to gain the benefits of team building exercises, but you do need to squeeze the most out of them. This report provides teamwork examples, exercises and tips for leading winning teams. Go from being a manager who oversees people to a leader who molds them into winning teams with these 17 team building ideas.

www.businessmanagementdaily.com/TeamBuildingIdeas

10 Time Management Tips: A how-to guide on efficiently managing your time through effective delegating, calendar management and using productivity tools

In this era of downsizing and the quest for efficiency, businesses of all sizes are asking employees to take on extra tasks to boost productivity. Has your job turned into one of those "stretch jobs"? If so, you may be looking for a better way to get more done in less time, reduce stress and stop burning the midnight oil. Read about calendar management, keyboard shortcuts, running productive meetings, setting up agenda templates and using tech tools for project management with these 10 time management tips. Learn to prioritize your tasks and stop working in a crisis mode all the time

www.businessmanagementdaily.com/TimeManagementTips

About Business Management Daily

Business Management Daily is a free news website of the Capitol Information Group, providing sound news and advice since 1937.

At Business Management Daily, we're driven to help organizations and individuals succeed. That's why we deliver plain-English, actionable advice to high-performers at over 80,000 companies of all sizes across hundreds of different industries.

Our [Free Email Newsletters](#), [Print Newsletters](#), [Free Special Reports](#) and [Webinars, Podcasts, Audio Conferences & CDs](#) help provide business professionals with the news, skills and strategies they need to grow their business, avoid legal pitfalls and advance their careers.

Our [editorial team](#) includes experienced managers, leaders, HR professionals, lawyers, administrative professionals, CPAs, strategists and business owners from a wide variety of industries.

A Promise to Our Readers

To help you advance your career or business, we will:

- Provide expert advice that is accurate, intelligent and timely
- Save you time by making that advice concise, actionable and available in your preferred format
- Guarantee 100% satisfaction with customer service that exceeds your expectations

Visit us at: <http://www.businessmanagementdaily.com/>